



**BILLY
GOAT**® 
www.billygoat.com

Clean up with Billy Goat!

2017/18

Clean up your World™ with Billy Goat!

Welcome and thank you for your interest in Billy Goat! For over 45 years, Billy Goat has been the leader in making properties across the globe look fantastic. The equipment in this catalogue represents the best in specialty turf products with close attention to detail — both big and small alike — in an effort to make Billy Goat products simple to operate, highly productive, less fatiguing, and a pleasure to use!

Inside you will find innovative features like advanced fan technology in our blowers; hydrostatic drive systems and intuitive controls in our brush cutter and sod cutter that take the guesswork out of ground speed and direction; and customer-friendly ergonomics that reduce noise, weight, dust and vibration across the line.

Rest assured that Billy Goat products are customer focused, engineered and rigorously field tested to our customer's high specifications which is why they are known for their outstanding durability and rugged performance year after year.

When it comes to cleaning up, Billy Goat features leading solutions for all your residential, commercial, and council cleanup needs. We invite you to review our catalogue, refer to our web site, watch our videos and work with our network of stocking and servicing dealers to pick the machine that is right for your cleanup application, property or season.

Will Coates, President



Vacuums Pages 1-7



Blowers Pages 8-11



Debris Loaders Pages 12-13



Turf Care Pages 14-25



Vacuums

Clean up with Billy Goat vacuums



LB352

Part No. 883059

Whether it be clearing leaves in the autumn or cleaning up general debris in the garden throughout the year, the Little Billy has for many years been a favourite tool of the serious hobby gardener.

Fitted with a Briggs & Stratton 500E Series™ engine and a 53 cm sweep width the Little Billy is ideal for grounds of up to half an acre and equally at home on either close mown turf or hard standing. Lawns, patios, pool surrounds, tennis courts and driveways are all natural habitats for this goat. Ingenious vacuum design even allows you to pick up from gravel drives (without picking up the gravel!) and the optional wander hose facilitates easy removal of light debris from borders, flowerbeds, etc.

The unit features:

- Briggs & Stratton 500E Series™ engine
- 51 cm Vacuum width
- Height Adjustment on front wheels
- Folding handle
- Optional wander hose kit (Part No. 80023286)
- Replacement Bag (Part No. 80023290)
- Weight 31 kg

KV600 & KV650H

Part No. 883097 Part No. 883090



POWERED by
HONDA™

KV650SPH

Part No. 883099

Ideal for residential or smaller commercial property maintenance, Billy Goat's versatile 27" wide lawn and litter vac has variable height adjustment for hard surface or turf work. 12" tyres on the push unit and rear wheel drive on the self-propelled unit make operation simple even in hilly turf environments. Optimised nozzle configuration improves suction and debris flow and handles hedge clippings with ease.

KV600 model shown with optional 4" x 8" hose kit. Ideal for cleaning between shrubs, under decks, window wells, utilities and other hard to reach areas. (Part No. 80023273)



Model	Engine	Self-Propelled	CFM	Bag Volume	Bag	Weight	Length	Width
LB352	140 cc Briggs & Stratton 500E Series™	No	743	105 ltr	Mesh Turf	31 kg	23.62" (60 cm)	21" (53 cm)
KV600	190 cc Briggs & Stratton®	No	1700	151 ltr	Mesh w/dust skirt	51 kg	62" (158 cm)	27" (68.5 cm)
KV650H	Honda® GSV190	No	1700	151 ltr	Mesh w/dust skirt	51 kg	62" (158 cm)	27" (68.5 cm)
KV650SPH	Honda® GSV190	Yes	1700	151 ltr	Mesh w/dust skirt	60 kg	62" (158 cm)	27" (68.5 cm)


KV Features/Benefits



Integral dust skirt keeps dust down and away from the operator.
Optional felt bag is available for better dust control (Part No. 80023274)



New single speed rear self-propelled is great in hilly turf applications. (KV650SPH only)



5-blade serrated impeller maximises both suction and debris reduction.



Optional hose kit with telescoping handle is ergonomic and great for cleaning hard to reach places. (Part No. 80023273)



Optional liner sleeve protects housing in sandy conditions. (Part No. 80023278)



The caster kit (Part No. 80023276) and **nozzle wear kit** (Part No. 80023275) increase maneuverability and help protect your investment against wear on hard surfaces.

Scan the QR code
to see the video or visit
www.billygoat.com.



MV650H

Part No. 883066

POWERED by
HONDA™

MV650SPH

Part No. 883067

Ideal for larger properties, commercial lots, leaf cleanup, rental, parks, city streets, school districts, or council festival cleanup. Powerful 6-blade impeller for maximum suction and debris reduction. Picks up cans, bottles, grass clippings, litter and other debris with ease. Abrasion-resistant composite housing components reduce weight and won't rust or dent.

Model	Engine	Self-Propelled	CFM	Bag Volume	Bag	Weight	Length	Vacuum Width
MV650H	Honda® GSV190	No	2500	151 ltr	Mesh Turf	73 kg	61.5" (156 cm)	29" (74 cm)
MV650SPH	Honda® GSV190	Yes	2500	151 ltr	Mesh Turf	81 kg	61.5" (156 cm)	29" (74 cm)

MV Features/Benefits




29" gobble door is adjustable from the operator's position for easy switching between hard surface, turf or hose applications.



Unique top fill design keeps dust out of operators' face and ensures optimum filling.



Optional top loading felt bag slides in and out on rails for easy unloading. 151 litre bag holds up to 22 kg of debris. (Part No. 80023245)



3 speed transmission (self-propelled only). Ultra-smooth and extremely durable.



Micro-adjustable height control Crank style for optimum performance on turf or hard surfaces.



14" custom wheels smooth out the rough areas and make the vacuum maneuverable.



Optional disposable bag liners come in packs of 12 and eliminate the extra step of bagging your debris. (Part No. 80023242)



Optional hose kit attaches to the gobble door. No extra plate is required to close off the air intake. Ideal for those hard to reach areas. (Part No. 80023240)

Scan the QR code to see the video or visit www.billygoat.com.



Shown with optional hose kit. (Part No. 80023223)



Low dust, low noise innovation

QV900HSP

Part No. 883070

POWERED by
HONDA™

The QUIET VAC™ is the world's quietest outdoor vacuum. Its unique cyclonic filtration with exclusive dust sock technology drastically reduces dust in dry conditions. The volute housing and 6-blade armour plate steel fan combination provide optimum suction power and 12 to 1 debris reduction for composting in dry conditions. Our 33" wide industrial class hard surface machine is ideal for wide area commercial, industrial and council clean-up applications such as tarmacs, schools, hospitals, parks, churches, airport pedestrian areas, resorts, city streets and sidewalks.


NOTE: The dust sock along with the center filter must be cleaned regularly and kept dry to function properly. Reduce throttle to match conditions and optimise noise and dust benefits.

Model	Engine	Self-Propelled	CFM	Bag Volume	Bag	Weight	Length	Vacuum Width
QV900HSP	270 cc Honda® GX270	Hydro Drive	1775	136 ltr	Mesh Turf	112.5 kg	63" (160 cm)	33" (83.8 cm)

QV Features/Benefits/Accessories



Best in class noise reduction The QV has the lowest dB in its class compared to other vacs on the market with equal engines at the same RPM.




State of the art cyclonic filtration Innovative cyclonic filtration with exclusive electrostatic dust sock captures a high volume of dust including sub-micron particles as small as 0.1 micron. Cleans easily and is reusable.



Hydro drive transmission Hydrostatic transmission with infinite forward and reverse speeds, 0 - 4.8 km/h, and shift on the fly. Negotiate tight spots quickly and with unbelievable ease.



Four-latch large capacity turf bag holds 136 litres, plus exclusive **electrostatic dust sock** traps dust for optimum operator and air quality protection. Comes standard. (Part No. 80023228)



Powerful suction at variable heights Readily adjust height from ½" to 3" to accommodate any hard surface needs.



Durable front casters roll smoothly through turns and over uneven surfaces offering quick task completion.



Optional collapsible on board hose kit with ergonomic handle extension User-friendly hose kit expands to 10'. Magnetic intake door closure provides trouble-free switching to clean hard to reach areas. (Part No. 80023223)

Blowers

Blow away debris with Billy Goat



FORCE™ vs BACKPACK PRODUCTIVITY & AVERAGE LEAF CLEARING TIME

	Hours per 1/2 Acre	Hours per 1 Acre	Hours per 2 Acres	
Hand-held	5 hrs. 24 min.	N/A	N/A	N/A
Large Backpack	2 hrs. 45 min.	5 hrs. 29 min.	N/A	—
6 HP Force™	1 hr. 12 min.	2 hrs. 23 min.	4 hrs. 46 min.	2.3 x faster
13 HP Force™	27 min.	53 min.	1 hr. 46 min.	6.2 x faster
18 HP Force™	24 min.	47 min.	1 hrs. 24 min.	7.0 x faster

F601V



Part No. 883079

At only 35kg, this unit is one of the lightest in its class making it a breeze to roll through the yard. Ideal for residential cleanup, it costs little more than a backpack, but is 2.5 times more powerful so you'll get your work done faster with less fatigue. 1-year engine and machine limited warranties†.



Air volume = 2.3x backpacks*

Scan the QR code to see the F6 video or visit www.billygoat.com.



PERFECT FOR HOMEOWNERS AT ONLY 35KG!

Model	Engine	Velocity	Fan	Discharge	Weight	Front Wheels	Rear Wheels	Length	Width	Height
F601V	205 cc Vanguard™	Just under 322 km/h	16" 16-blade Single Shot Composite	3.5" (9 cm)	35 kg	8" x 3" Semi-pneumatic	10" x 3" Pneumatic	43.5" (111 cm)	22" (56 cm)	26" (housing), 45" (handle)

*Relative to most large backpacks

†Terms and conditions apply, see operators' manual for details



F1802V

Part No. 883085

The ultimate in volume and power! A 6" discharge with air velocity of just under 322 km/h will blow and push leaves and debris farther so you can clean up faster than with any other blower in our lineup. Most manufacturers don't even make 'em! 3-year engine warranty, 2-year machine warranty, 5-year housing warranty[†].



Air volume = 7x backpacks*



Scan the QR code to see the Force Comparison video or visit www.billygoat.com.



F1302H

POWERED by HONDA™

Part No. 883083

Professional power and productivity, this Honda® powered unit is a favourite for landscapers, seal coaters, schools, parks departments, cemeteries, resorts, street departments, golf and estate properties. 3-year limited engine warranty, 2-year limited machine warranty, 5-year limited housing warranty[†].



Air volume = 6.2x backpacks*

Scan the QR code to see the F9-F18 video or visit www.billygoat.com.



Model	Engine	Velocity	Fan	Discharge	Weight	Front Wheels	Rear Wheels	Length	Width	Height
F1302H	389 cc Honda® GX390	Just under 322 km/h	17" 16-blade Single Shot Composite	5" (13 cm)	69 kg	10" x 3" Pneumatic	13" x 5" Pneumatic	58" (147 cm)	28.5" (72 cm)	32.5" (housing), 45" (handle)
F1802V	570 cc Vanguard™	Just under 322 km/h	17" 16-blade Single Shot Composite	6" (15 cm)	77 kg	10" x 3" Pneumatic	13" x 5" Pneumatic	58" (147 cm)	29.25" (74 cm)	32.5" (housing), 45" (handle)

*Relative to most large backpacks

[†]Terms and conditions apply, see operators' manual for details

Force™ Features/Benefits/Accessories



Patented Aim N Shoot™ directs the airflow where you need it most with fingertip control and is lockable for single positions. Air is up to 52% more concentrated vs. square steel discharge.



Smooth, rounded housing versus steel eliminates air voids for quiet output and maximum performance! Proven design won't rust or dent! Backed by a 5-year warranty†. (Excludes F601V.) Plus, compare against the weight of steel!



Force blowers are up to 30% lighter than other units on the market. Easier to push and far more productive.



Improved fan technology features a single shot 16 blade, closed face fan. That's twice as many blades as most manufacturers and is far lighter than steel fans and easier to start on cold days. It's standard on all models and is the ultimate in performance and reliability!



Quietest on the market The quiet operation of the Force™ compared to backpacks and steel blowers is a welcomed relief among users and in neighbourhoods.



Forward discharge Improved design of soft rubber is standard on F1302H. It's a snap to install and is perfect for cleaning along walls and fences! (Optional kit on F601V model. Part No. 80023174)



Parking brake kit prevents roll-aways on inclines and saves relocation time when you need to step away. (Optional for F13 and F18 models only. Part No. 80023499)



Caster wheel kit allows more maneuverability in tight spaces for moving airflow from side to side, without off-weighting the front wheel. (Optional for F13 and F18 models only. Part No. 80023501)

Debris Loaders

Powerful clean up with Billy Goat®



STANDARD DUAL SHREDDING SYSTEM AND CUSTOMFIT™ FEATURES FOR ALL UNITS!



DL1301H

POWERED by HONDA™

Part No. 883072

Our 13 HP* features include a powerful 14.25" armour plate steel impeller and a 12-gauge steel housing with a replaceable 10-gauge steel liner. The 8" intake hose is a 10' long, clear poly helical coil. This unit can be mounted with the optional CustomFit™ hanger kit. (Sold separately, see insert)



Heavy-duty clear urethane helical intake hoses - User friendly nozzle design and hose connection.
Replacement hose Urethane portion only (Part No. 80023545)


Scan the QR code to see the video or visit www.billygoat.com.



Optional CustomFit™ hanger kit
 Easy to install, locks in place with 2 bolts. DL1301H, and DL1801VE models only. (Part No. 80023101)

Model	Engine	Hose Dimensions	Impeller	CFM	Discharge	Weight	Length	Width	Height
DL1301H	389 cc Honda® GX390	8" x 10' (20 cm x 3 m)	4 Blades, 8 cutting points	2100 cfm	7" (18 cm)	108 kg	31" (79 cm)	27" (69 cm)	48" (122 cm)

DL Features/Benefits/Accessories



Dual shredding system with Piranha™ blade for extra shredding (photo 1). Replaceable steel liner and serrated blades with cutting points (photo 2) for the best reduction of ANY debris loader on the market.



Safety kill switch Quick connect / release hose clamp with safety interlock.



Intake hose storage Simple secure nozzle hook for convenient and efficient storage.

*Measured in accordance with SAE J1349 at 3600rpm as rated by Honda®

Turf Care

Turf and renovation projects make for the perfect property



POWERED by HONDA™

SC121H

Part No. 883052

There's simply no turf cutter that's easier to use. Just set the depth, shift into gear, engage the blade, start the drive and you're off! Great for small projects and easy to transport in small trucks and SUVs. 12" cutting width and up to 1.38" deep. Make sure the ground is soft and wet before using. 3-year limited engine warranty†.



WEIGHS ONLY 73 KG!



Cuts Turf Clearly & Evenly
12" cutting width and up to 1.38" deep.

SC121H Features/Benefits



Ergonomic control levers control cut and drive system.



Durable rugged frame is isolated with 6 rubber mounts for reduced vibration and smooth handling.



Rear wheel drive geared transmission with 2 forward speeds and rear tractor tyres for added traction.



One-Step cut adjustment changes cutting depth by moving a single lever.

Balanced 4-point footprint for added stability & ease of use versus 3-point styles.

Model	Engine	Weight	Cutting Width	Cutting Depth	Length	Width	Height	Transmission
SC121H	118cc Honda® GX120	73 kg	12" (31 cm)	Maximum of 1.38" (3.5 cm)	31" (78 cm)	16.5" (42 cm)	31" (78 cm)	2 forward speeds

†Terms and conditions apply, see operators' manual for details

SC181H Sod Cutter

Part No. 883095

A variable speed hydrostatic transmission allows operators to match cutting speed to ground condition and also has the fastest transport speed (over 3.5 mph) of any unit on the market. Handle isolation mounts reduce vibration and fatigue. A favourite for irrigation, landscape, hardscape, sports field, flatwork, and golf customers. Honda® 163 cc engine with 3-year warranty[†].



Scan the QR code to see the video or visit www.billygoat.com.



Model	Engine	Weight	Cutting Width	Cutting Depth	Length	Width	Height	Transmission
SC181H	163 cc Honda® GXV160	157.8 kg	18" (45.7 cm)	Maximum of 2.5" (6.35 cm)	59" (149.9 cm)	26.5" (66 cm)	36.5" (90.8 cm)	Hydro Gear RT310

[†]Terms and conditions apply, see operators' manual for details

SC181H Features/Benefits



Hydro drive transmission Variable speed hydrostatic drive allows user to tailor cutting speed to ground condition, maintaining turf quality and maximizing productivity. Adjustable reverse speed allows seamless maneuvering out of tight areas quickly, without damaging turf.




Set and Forget™ blade depth adjustment to 2.5" Single lever and clamp at user's operating position adjusts simply, saving time and providing precise cutting depths.



Finger tip access drive & cut controls Comfortably mounted for finger-tip access versus paddle or roll throttle styles.



Rear swivel caster is perfect for curved work and locks for straight cutting. Comes standard.



Multiple oversized isolation mounts are designed to absorb vibration so operator completes tasks quickly, comfortably and without fatigue.



18" cutting blade cuts turf cleanly and evenly and up to 2.5" depth.



Unique drive wheels Tough cutting conditions are easily executed as paddle style wheels clear mud and improve grip for added control.



Front bumper bar and tie down points make machine transport safe and easy with a heavy-duty front bumper bar and convenient tie-downs.



PL1800H

Part No. 883040

This compact 18" aerator is ideal for smaller property aeration or rentals and features reciprocating cam tines that propel the unit forward and drive cores up to 2.75" deep. The unit can do up to 22,000 sq. ft. per hour, is simple to operate for homeowners, easy to steer without lifting and requires no add-on weights! The easy folding handle allows for compact transport and storage. Only 4 tines and no chains along with a no-tool removable cover make for easy maintenance.



Model	Engine	Tines	Tires	Weight	Height	Overall Width	Length	Core Spacing	Core Depth	Sq. Ft./Hr.
PL1800H	118 cc Honda® GX120	4 / 5/8" dia.	12" Semi-Pneumatic	108.8 kg	40" (101.6 cm)	24" (61 cm)	57" (144.8 cm)	3.63" x 6"	Up to 2.75"	Up to 22,000

PLUGR® Features/Benefits/Accessories




User friendly controls Handle has fingertip controlled bail for engaging drive/tine with auto stop safety feature. To raise and lower tines, the tine retractor lever is comfortably top mounted.



Tensile hardened thin wall tines Simple, durable screw in design makes service simple. In/out reciprocating tine motion produces less compaction on the inner surface of the hole compared to spoon designs.



One piece lift-off removable cover offers ease of maintenance. Easy-release rubberized fasteners offer quick and easy hood removal for 100% access to all components.



Reciprocating heat-treated crankshaft assembly drives tines deep into hard soils.



Easy fold handles Folding handles provide compact transport and storage.

PR550H

POWERED by
HONDA

Part No. 883051

The PR550H efficiently removes matted thatch from turf in 20" passes, and its rugged design withstands the most demanding use.

A 5.5 Gross HP[‡] Honda® engine coupled to a free-swinging heat treated tempered flail blade reel, mounted to construction grade cast iron pillow block bearings with grease zerks. Steel guards to protect bearings and pulleys, heavy-duty wheels, inside engagement bail and padded handle. Convertible to overseeder or verticiser with optional accessories.



Model	Engine	Depth Adj	Depth*	Reel	Productivity	Weight	Length	Width
PR550H	163 cc Honda® GX160	Infinite	(0.125" → .5") (0.3 cm → 1.3 cm)	20" Flail (51 cm)	13,200 sq.ft./hr	73.5 kg	45.5" (116 cm)	26.5" (67 cm)


[‡]Measured in accordance with SAE J1349 at 3600rpm as rated by Honda®

*With up to an additional 1/2 inch (1.3 cm) of adjustment for blade wear.


PR550H Features/Benefits/Accessories




Fold-n-Go™ no tool, no bolt foldable handle with inside bail and padded handles. Great for comfort, storage, transport and long life.




Infinite, heavy-duty depth adjustments save on blade wear when compared to preset adjustments that may promote premature flail wear.



Premium pulleys, easy to adjust idler, and easy to change belt contribute to simple service and long life. Protected by a steel guard.



Flail reel Heat treated and tempered blades stand up to heavy use.



Optional verticiling reel is perfect for overseeding and thinning running grasses. (Part No. 80023141)

OS552H

Part No. 883047

Comes with a 20" verticiling delta reel that creates the ideal environment for seed to soil contact and high germination rates. Heavy-duty infinite height adjustment for precise depth adjustment gives longer blade life than preset adjustments. It features steel guards to protect bearings and pulleys, inside engagement bail and padded handle, easy adjustable idler and premium pulleys.



**EXCLUSIVE
AUTO DROP™
SYSTEM!**

Scan the QR code to see the video or visit www.billygoat.com.



**EXCLUSIVE
FLOATING
CUTTING HEAD
AND AUTO DROP™
SYSTEM!**

OS901SPH

Part No. 883048

The OS901 allows you to verticut and overseed, all in one pass! Comes standard with Honda® power coupled to a self-propelled hydrostatic drive for infinite speed control that eliminates pushing and fatigue. Intuitive forward & reverse drive controls for incredibly simple operation. Its rugged design withstands the most demanding use and produces beautiful turf results.

Model	Engine	Depth Adjustment*	Seeding Width	Productivity	Weight	Length	Width
OS552H	162 cc Honda® GX160	.125" → .5" (0.3 cm → 1.3 cm)	20" slicing (51 cm)	13,200 sq.ft./hr	81.2 kg	45.5" (116 cm)	26.5" (67 cm)
OS901SPH	270cc Honda® GX270	.125" → (.5") (0.3 cm → 1.3 cm)	22" slicing (56 cm)	@3.0MPH 29,040 ft²/hour 0.67 acre/hr	146.5 kg	58.38" (148 cm)	30.75" (78 cm)

*With up to an additional 1/2 inch (1.3cm) of adjustment for blade wear.

OS552H Features/Benefits



25 lb front mounted poly seed box with on-board customer instructions to help set drop rates for various seed. The box and agitator bar won't rust or dent – standard on the overseeder.



Heavy-duty wheels with steel rim and roller bearings stand up to the most demanding customers and applications.



Auto Drop™ system is easy to adjust, with drop rates for a variety of seeds listed in on-board instructions.




Fold-n-Go™ no tool, no bolt foldable handle with inside bail and padded handles. Great for comfort, storage, transport and long life.


OS901SPH Features/Benefits/Accessories



Fold-n-Go™ no tool, no bolt foldable handles are great for storage, transport and long life.




Self-propelled hydrostatic drive with intuitive forward & reverse drive controls eliminate pushing to reduce fatigue. Simple auto release switch for transport in off position.



Auto Drop™ system automatically starts and stops seed drop with reel engagement & disengagement, conserving valuable seed.



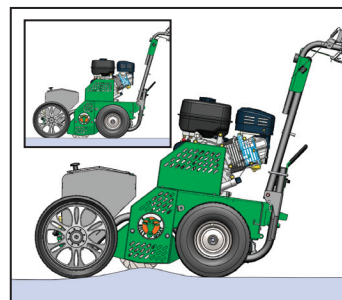
Elevated seed box prevents moisture from clogging the seed drop & provides excellent visibility. Axle driven seed agitator eliminates belts & tire-on-tire systems.



Foot pedal for operator comfort and improved blade depth and wear.



Blade design provides improved slicing, reduced thatch pick-up and longer life due to sharpened leading edge, design, attack angle and new height adjust.



Floating cutting head with an exclusively designed 22" (56 cm) slicing reel floats with contours of yards, increasing seed to soil contact & improving germination rates.

BC2600HHEU

Part No. 883057

POWERED by
HONDA™

The Outback® Hydro brushcutter is a 26" commercial-duty walk behind slasher ideal for rough terrain, hills up to a 20-degree slope, and wet or uneven conditions. Make quick work of under-brush, berries, bramble, vines, tall grass and small trees up to 2" diameter and 6' tall – all at a rate of just under an acre of brush per hour.

**HYDRO DRIVE.
IDEAL FOR
ROUGH TERRAIN,
HILLS & HIGH
BRUSH!**



Scan the QR code
to see the video or visit
www.billygoat.com.



Model	Engine	Start	Cut Width	Deck	Productivity	Weight	Length	Width
BC2600HHEU	389 cc Honda® GX390	Pull	26" (66 cm)	Floating	28,600 sq. ft/hr	144 kg	83" (211 cm)	31" (79 cm)

BC26 Hydro Features/Benefits



Pivoting deck ± 12 degree pivoting deck with proprietary return to neutral is engineered to glide over uneven terrain and deep brush. 26" wide deck with higher tip speed for improved cut quality.




Tuff Torq™ hydrostatic transaxle with ETC (Enhanced Traction Control) is fully automatic, sensing when the rear wheel starts to spin, locking the wheel and giving it positive traction. Provides superior traction on hills or in wet and uneven conditions.

Intuitive drive controls & handles with padded grips
Best in class control package allows the user to feather in forward and reverse directly from the handles - no shifting required.

Wider tractor tyres for better grabbing and pulling power.



Rubberized rear deck trim allows for easier stump clearance in reverse.



Heavy duty blade spindle is reinforced in four directions for maximum durability and safety, so you can keep cutting in the harshest environments.



Briggs & Stratton New Zealand Ltd

PO Box 65 155, Mairangi Bay, Auckland 0754

P: 0800 484 282

Copyright ©2017, All Rights Reserved

Briggs & Stratton has a policy of continuous product improvement and reserves the right to modify its specifications at any time and without prior notice. Product may vary from images shown.

MK16091AA

Clean up in all seasons with Billy Goat!